

# **Labor Demand Update**

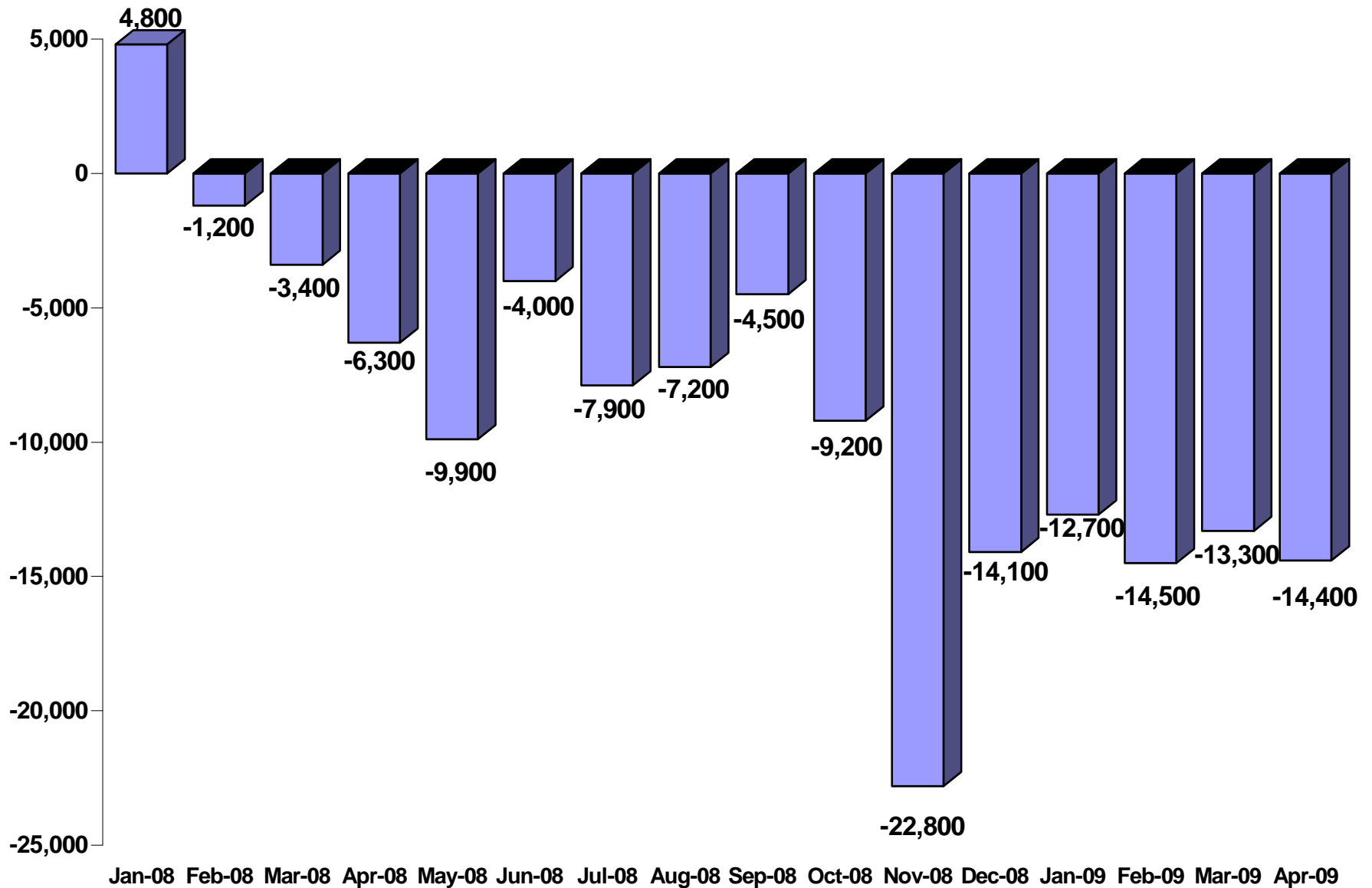
## **May 2009**

**Prepared by:**  
**Division of Labor Market and**  
**Demographic Research**

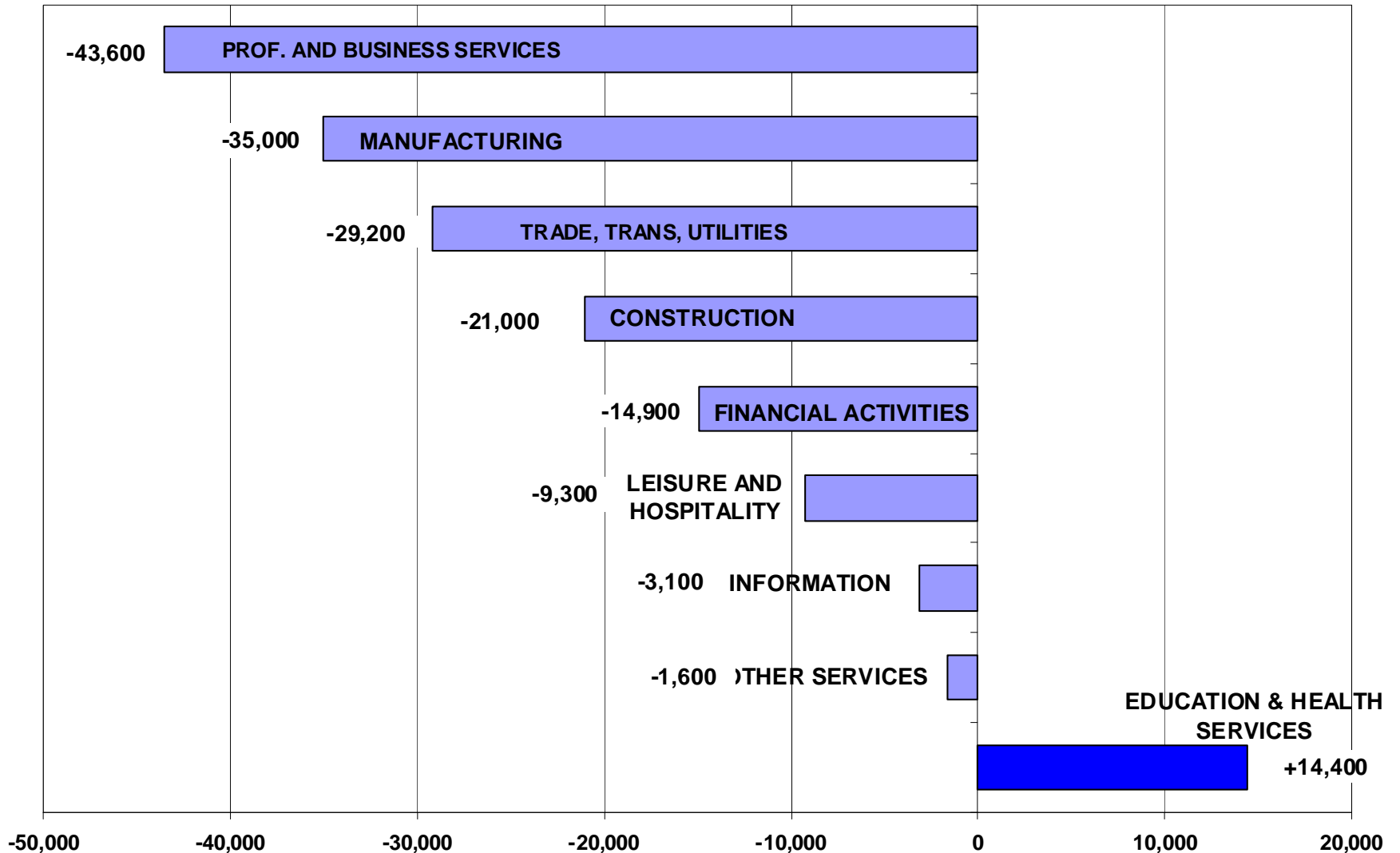
June 15, 2009



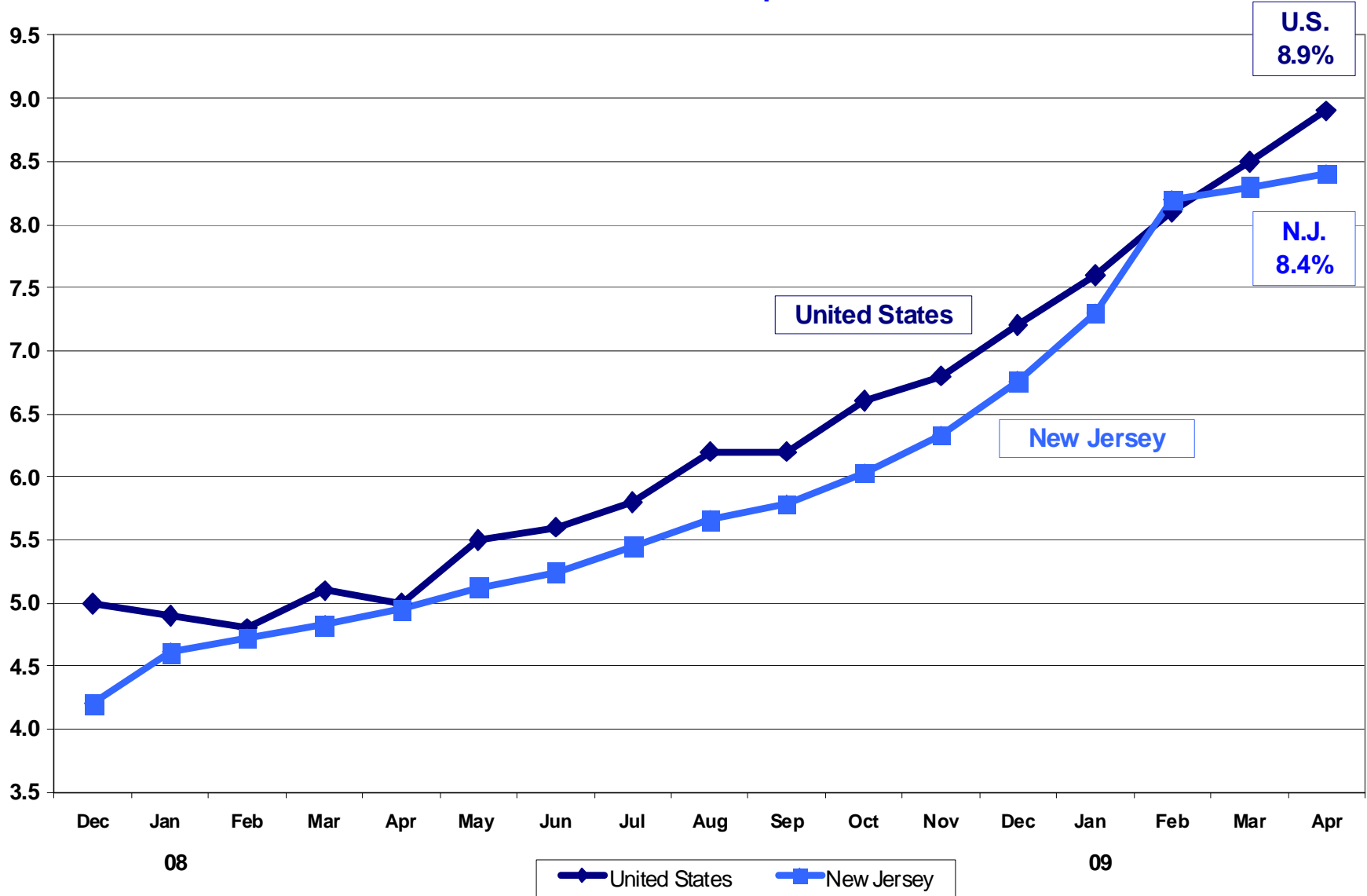
## Employment Change, New Jersey: Jan 08 - April 09



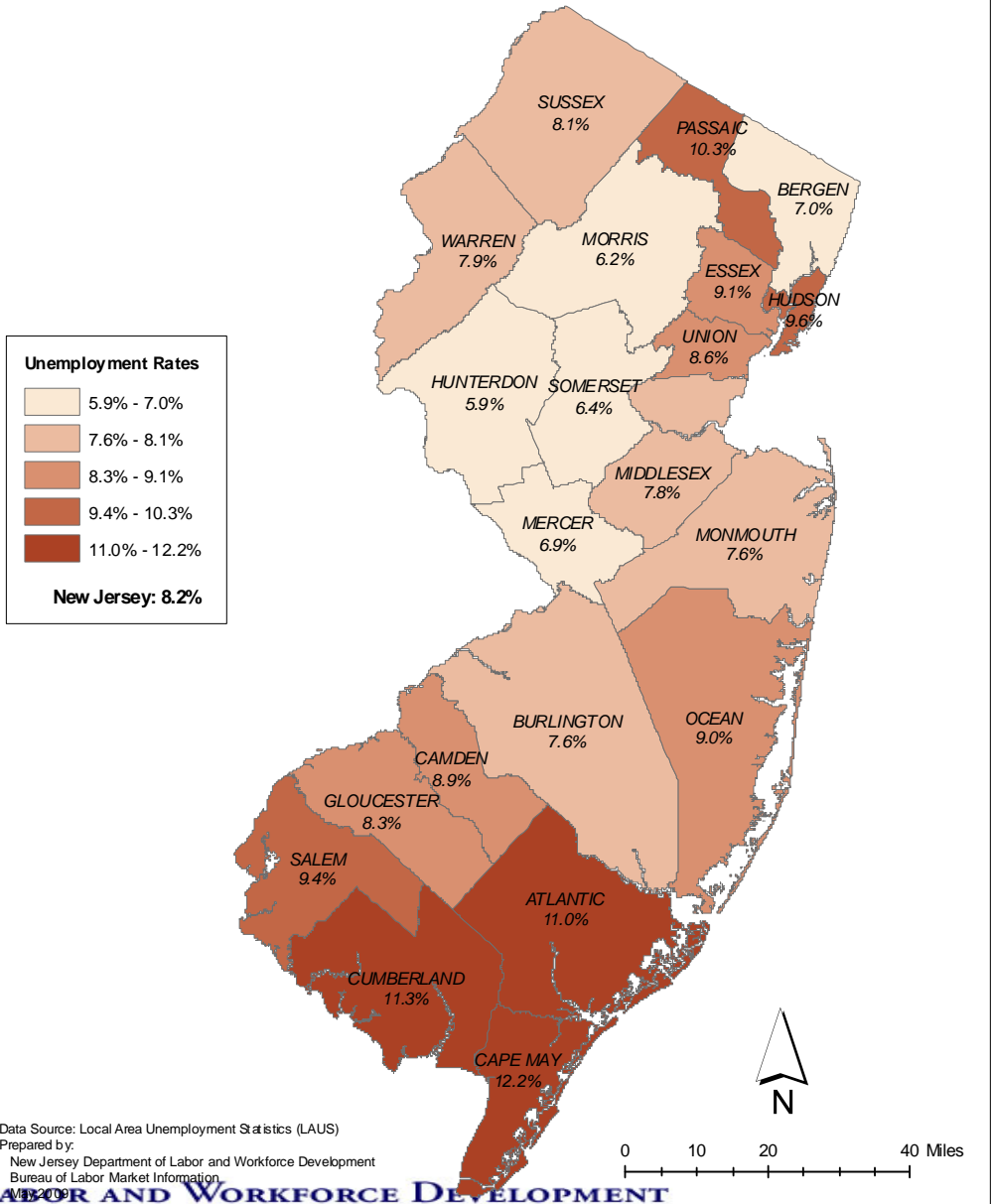
# New Jersey Private Sector Employment Change by Industry December 07 - April 09: Total Jobs -140,400



## Unemployment Rates, New Jersey vs. United States December 2007 - April 2009



**New Jersey Counties  
 April 2009 - Unemployment Rates  
 (Preliminary, Not Seasonally Adjusted)**



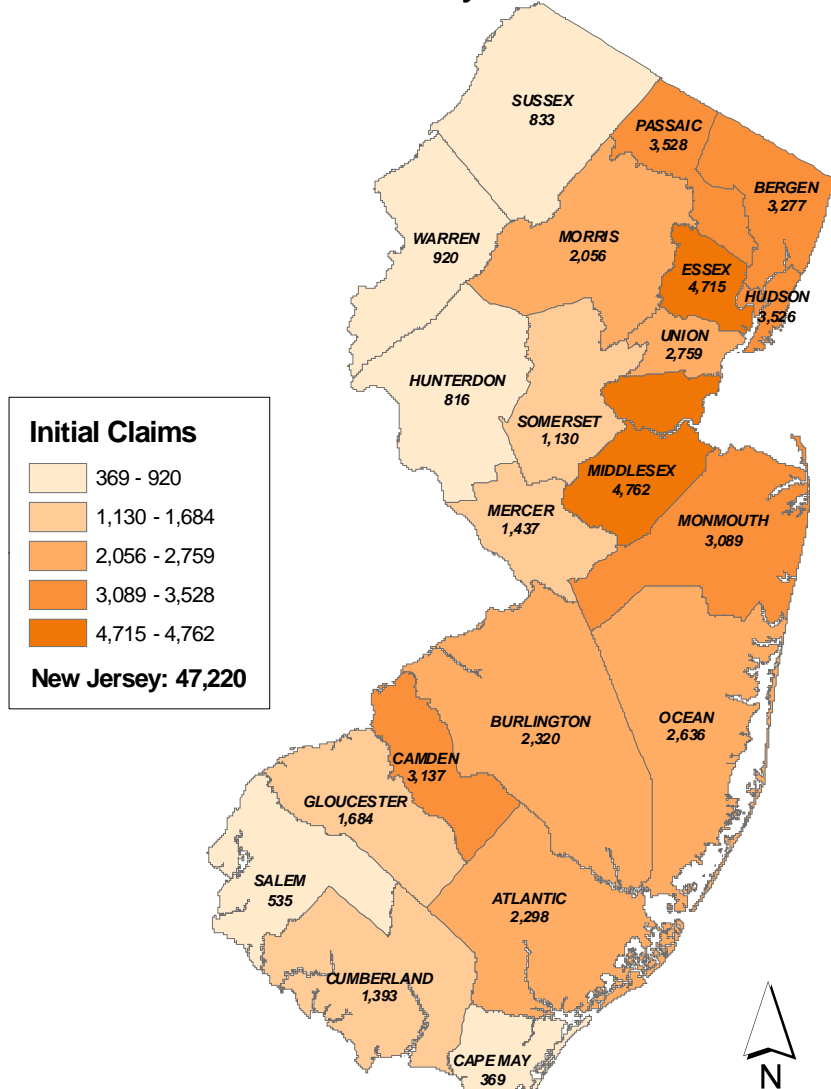
Data Source: Local Area Unemployment Statistics (LAUS)  
 Prepared by:  
 New Jersey Department of Labor and Workforce Development  
 Bureau of Labor Market Information  
 April 2009



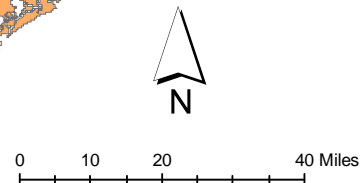
STATE OF NEW JERSEY

DEPARTMENT OF LABOR AND WORKFORCE DEVELOPMENT

## Distribution of Initial Unemployment Claims May 2009 New Jersey Counties



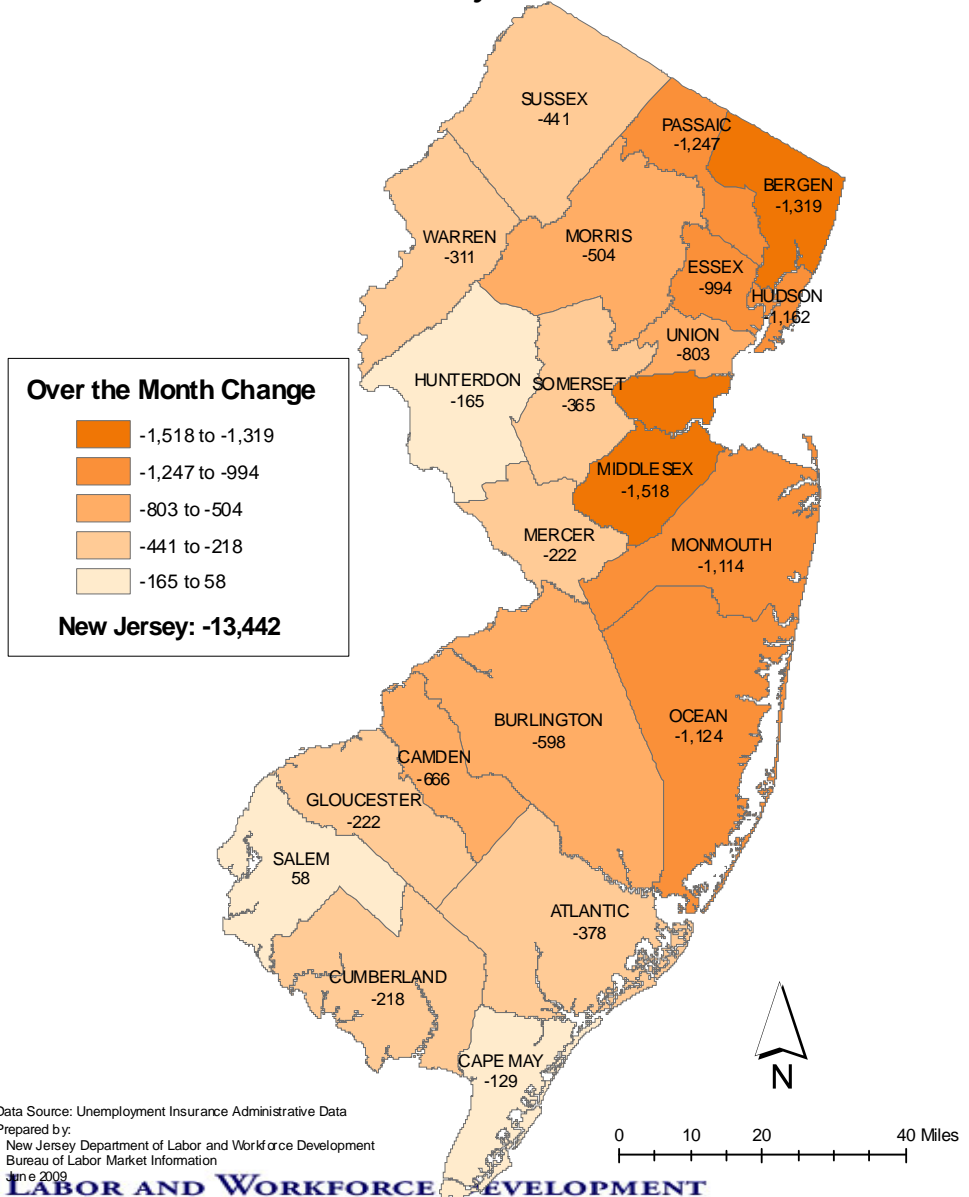
Data Source: Unemployment Insurance Administrative Data  
 Prepared by:  
 New Jersey Department of Labor and Workforce Development  
 Bureau of Labor Market Information  
 June 2009



STATE OF NEW JERSEY

DEPARTMENT OF LABOR AND WORKFORCE DEVELOPMENT

**Over the Month Change in Initial Unemployment Claims  
April - May 2009  
New Jersey Counties**



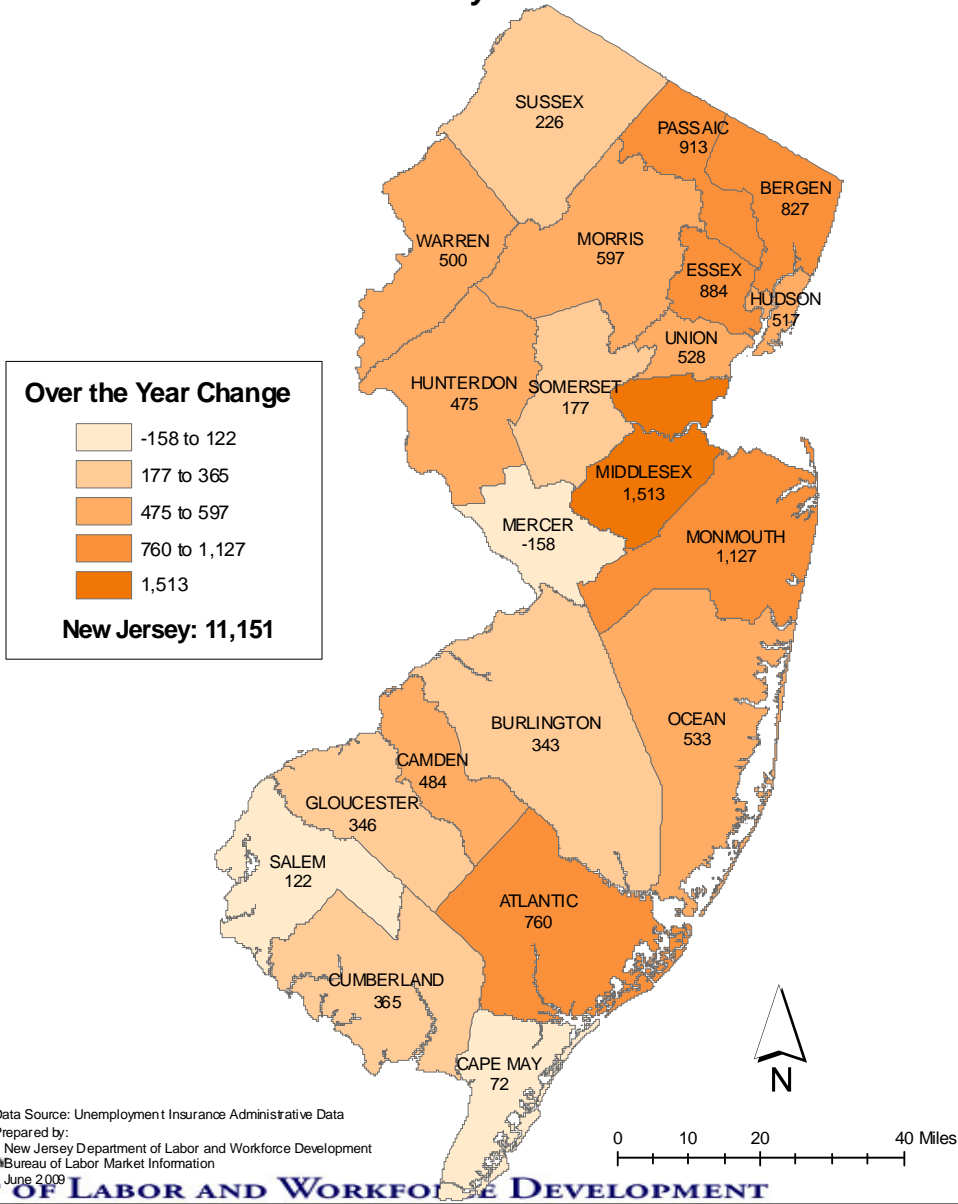
Data Source: Unemployment Insurance Administrative Data  
 Prepared by:  
 New Jersey Department of Labor and Workforce Development  
 Bureau of Labor Market Information  
 June 2009



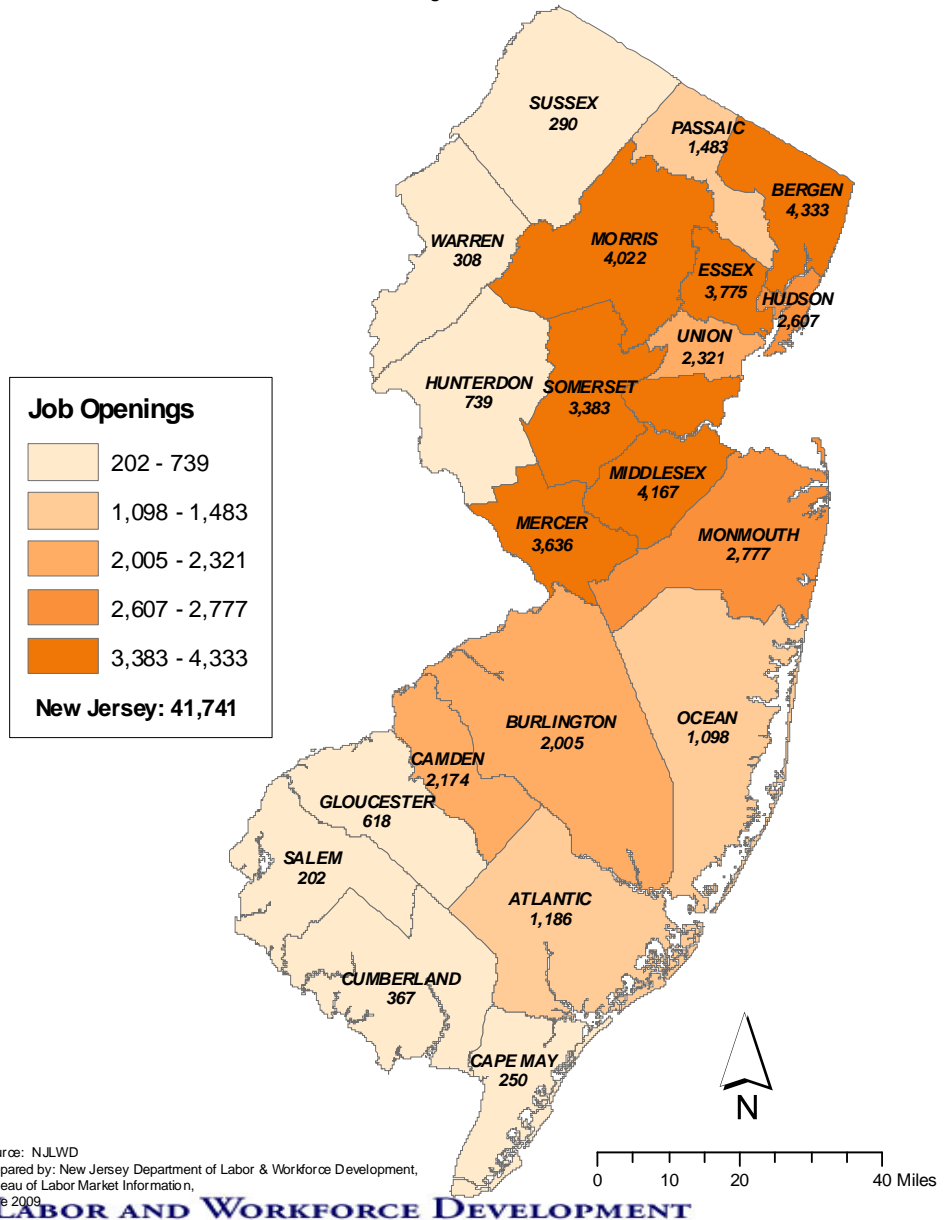
STATE OF NEW JERSEY

DEPARTMENT OF LABOR AND WORKFORCE DEVELOPMENT

**Over the Year Change in Initial Unemployment Claims  
May 2008 - May 2009  
New Jersey Counties**



## Distribution of Job Openings by County May 2009



Source: NJLWD  
 Prepared by: New Jersey Department of Labor & Workforce Development,  
 Bureau of Labor Market Information,  
 June 2009



STATE OF NEW JERSEY

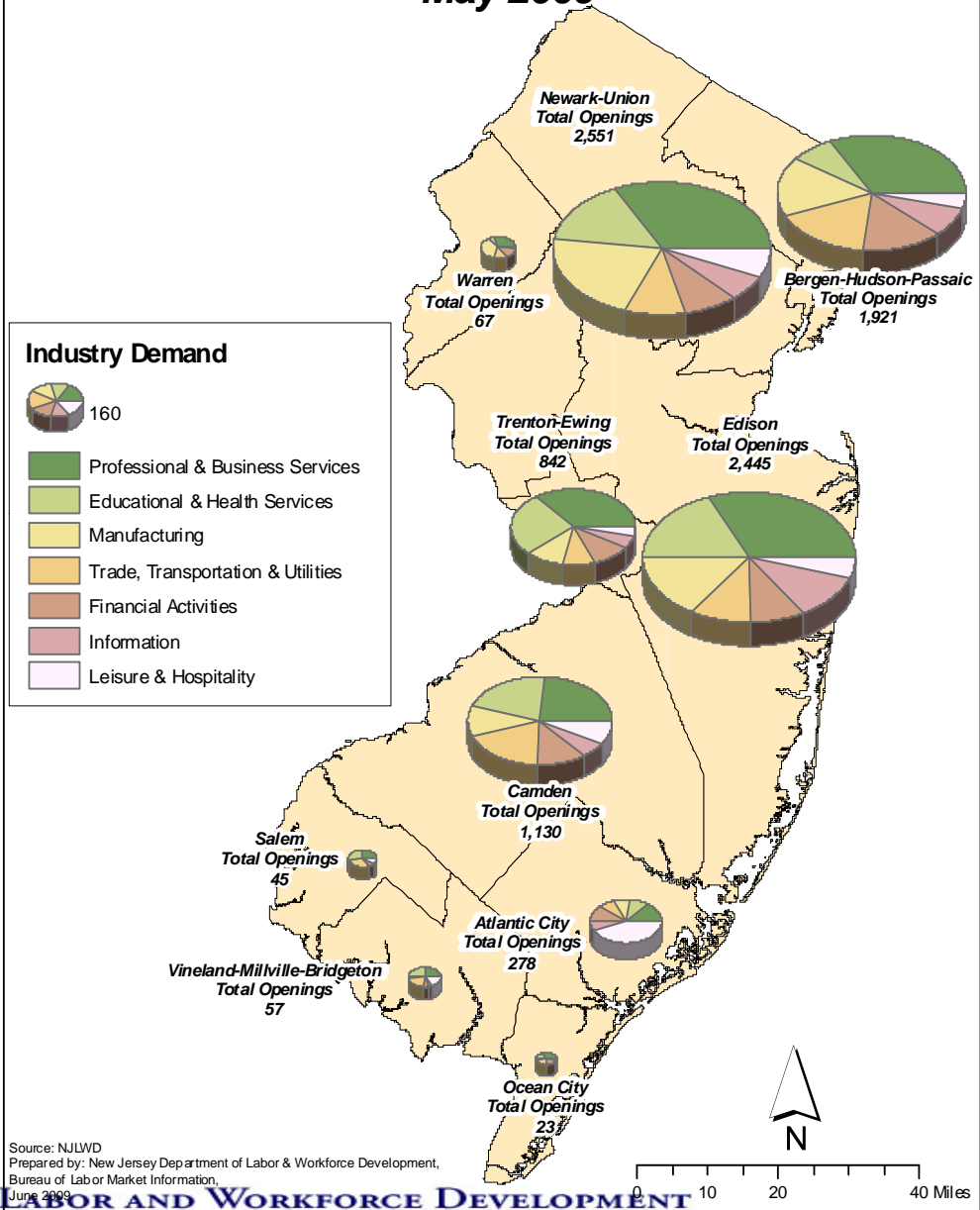
DEPARTMENT OF LABOR AND WORKFORCE DEVELOPMENT

# Monthly Update Report on Industries and Companies Hiring

- Each month, LWD will release a report regarding industries and companies hiring
- Report will contain information with local data



# Largest Industry Demand by Labor Area May 2009



# Companies Hiring: Statewide

Company Name	Openings	Company Name	Openings
CONSUMER PRODUCT RESEARCH	309	SAINT BARNABAS HEALTH CARE SYSTEM	73
NET-TEMPS, INC	233	WACHOVIA CORPORATION	73
ASSOCIATED CONTENT	209	OFFICE TEAM	72
BAYADA NURSES	202	IMCLONE SYSTEMS INCORPORATED	71
EXPRESS EMPLOYMENT	178	AJILON CONSULTING	70
SEARS, ROEBUCK AND CO.	163	COMMERCE BANCORP, INC.	69
ROBERT HALF FINANCE AND	157	THE ARMY CIVILIAN CORPS	69
KFORCE, INC.	140	FEDERATED DEPARTMENT STORES, INC.	66
NOVARTIS INTERNATIONAL AG	136	LAWCROSSING	66
VERIZON COMMUNICATIONS INC.	134	MARRIOTT INTERNATIONAL, INC.	59
BANK OF AMERICA, N.A.	125	DUNKIN' BRANDS, INC.	56
SOFTWARE GUIDANCE AND	125	THE JUDGE GROUP	54
KMART CORPORATION	118	LOCKHEED MARTIN CORPORATION	53
COMSYS	116	TRUMP ENTERTAINMENT RESORTS	52
ENGINEERING RESOURCE GROUP	113	GENESIS HEALTHCARE CONSULTANTS	51
ALLEGIS GROUP, INC.	104	KENNEDY HEALTH SYSTEM	51
AXELON SERVICES CORP	101	TRINITAS HOSPITAL	51
KOHL'S DEPARTMENT STORES, INC.	98	APPLEONE, INC.	50
PRINCETON UNIVERSITY	96	CDI	50
THE CAMBRIDGE GROUP LTD.	96	FRIENDLY'S ICE CREAM	49
LIBERTY PERSONNEL SERVICES, INC.	95	ITJOBS	49
VALLEY NATIONAL BANCORP	95	J. C. PENNEY COMPANY, INC.	49
PNC GLOBAL INVESTMENT SERVICING INC	91	NOVARTIS PHARMACEUTICALS CORPORATION	49
SHOPRITE	80	JPMORGAN CHASE & CO.	47
TEKSYSTEMS, INC.	76	SOMERSET MEDICAL CENTER	47



# Companies Hiring: Statewide (Continued)

Company Name	Openings	Company Name	Openings
CELLCO PARTNERSHIP	45	HOUND	35
ACCOMTEMP	44	LEGAL AUTHORITY	35
AJILON PROFESSIONAL STAFFING	44	MAQUET GMBH & CO.	35
THE PNC FINANCIAL SERVICES GROUP, INC.	44	PUBLIC SERVICE ENTERPRISE GROUP INCORPORATED	35
ENTERPRISE RENT-A-CAR	43	ADECCO INTERNATIONAL	34
HCR MANOR CARE, INC.	43	CAREONE	34
SIX FLAGS, INC.	43	THE CIT GROUP, INC.	34
BORGATA HOTEL CASINO & SPA	42	C WINCHELL AGENCY INC	33
CROSSMARK PRINTING INC	41	ONSITE COMPANIES, INC	33
PRINCETON HEALTHCARE SYSTEM	41	PRUDENTIAL FINANCIAL	33
STRYKER CORPORATION	41	QUEST DIAGNOSTICS INCORPORATED	33
TEKMARK GLOBAL SOLUTIONS, LLC	41	T.J. MAXX	33
SHAIN ASSOCIATES	40	TOYS "R" US, INC.	33
DAIICHI PHARMACEUTICAL COMPANY	39	BOB EVANS FARMS, INC.	32
AETEA INFORMATION TECHNOLOGY INC.	38	RUTGERS, THE STATE UNIVERSITY OF NEW JERSEY	32
MEDCO HEALTH SOLUTIONS, INC.	38	THINK RESOURCES, INC.	32
HOME INSTEAD SENIOR CARE	37	UNITED INFORMATION TECH	32
SUNRISE SYSTEMS, INC.	37	CAPITAL HEALTH	31
GECKO HOSPITALITY	36	COGNIZANT TECHNOLOGY SOLUTIONS CORPORATION	31
INTELLIGENCE CAREERS	36	MELDISCO FOOTSTAR	31
MACY'S, INC.	36	PIZZA HUT, INC.	31
NORDSTROM, INC.	36	GENESIS HEALTHCARE CORPORATION	30
BOSTON MARKET CORPORATION	35	THE HOME DEPOT, INC.	30
FOOTSTAR CORPORATION.	35		



# Tool 2:

*Real Time Jobs in Demand* - A new report that has the information needed to answer various questions, such as:

- Which jobs are in demand today?
- Which jobs will be in demand in the future?
- Which jobs are experiencing a labor shortage?
- How much are these jobs paying?
- Do I have the necessary credentials for my next job?



# Real Time Jobs in Demand, Top 25 Jobs - May 2009

Rank	Occupation Title	NJ # New Job Openings	NJ # New Unemp. Claims	NJ Average Annual # of Projected Openings (2007 to 2009)	NJ Average Hourly Wage	NJ Labor Shortage (Openings-Claims)	US Percent with BA	US Percent with Some College	US Percent with High School	NJ Occupational License Needed	Experience	SCORE
(A)	(B)	(C)	(D)	(E)	(F)	(G)	(H)	(I)	(J)	(K)	(L)	(M)
<b>Top 25 Jobs, All Training and Education Combined</b>												
1	Occupational Therapists	348	1	100	\$35.97	347	90.3	9.0	0.0	Occupational Therapist/ Therapy Assistant ; School Occupational Therapist	No	91.4
2	Physical Therapists	384	5	210	\$37.56	379	89.3	8.8	1.8	Physical Therapist Or Phys. Therapist Assistant; School Physical Therapist	No	90.6
3	Speech-Language Pathologists	136	2	80	\$36.49	134	97.9	0.0	0.0	Speech Pathologist/ Audiologist; School Speech-Language Specialist	No	87.2
4	Education Administrators, Elementary and Secondary School	142	13	290	\$47.95	129	78.4	15.2	6.4	School Business Administrator; Director Of Student Personnel Services; School Administrator; School Principal; School Supervisor	Yes	86.8
5	Computer Systems Analysts	1085	135	910	\$41.06	950	68.4	24.6	7.0		No	86.7
6	Computer Software Engineers, Applications	846	168	1120	\$43.07	678	84.8	13.0	2.2		No	86.6
7	Computer Programmers	1070	108	470	\$39.90	962	72.7	21.8	5.5		No	86.3
8	Securities, Commodities, and Financial Services Sales Agents	424	71	420	\$49.29	353	66.6	23.1	10.3	Securities Agent	No	86.3
9	Computer and Information Systems Managers	1173	216	280	\$63.37	957	72.5	23.0	4.6		Yes	86.3
10	Natural Sciences Managers	505	23	80	\$68.97	482	92.8	0.0	0.0		Yes	86.2

# Real Time Jobs in Demand, Top 25 Jobs - May 2009 (Continued)

11	Network Systems and Data Communications Analysts	408	53	510	\$39.75	355	57.1	34.8	8.1		No	86.0
12	Registered Nurses	1448	171	2320	\$34.09	1277	56.2	42.7	1.0	Advanced Practice Nurse; School Nurse; Registered Nurse (RN)	No	86.0
13	Computer Software Engineers, Systems Software	279	55	500	\$47.42	224	84.8	13.0	2.2		No	85.9
14	Computer Hardware	604	32	100	\$46.20	572	70.0	22.8	7.2		No	85.8
15	Medical and Health Services Managers	703	89	200	\$48.11	614	56.6	32.0	11.4	Bio-Analytical Laboratory Director; Laboratory Director; Assisted Living Administrator; Nursing Home Administrator; Public Health Officer	Yes	85.6
16	Financial Managers	771	223	240	\$59.82	548	59.9	27.2	12.9	County Finance Officer; Municipal Finance Officer	Yes	85.4
17	Marketing Managers	703	169	170	\$62.61	534	68.7	22.1	9.2		Yes	85.0
18	Lawyers	212	86	720	\$57.72	126	99.1	0.7	0.2	Attorney	No	84.7
19	Management Analysts	255	87	550	\$43.56	168	77.5	15.9	6.6		Yes	84.4
20	Secondary School Teachers, Except Special and Vocational Education	149	21	1320	\$29.63	128	95.9	3.5	0.6	Teacher	No	84.4
21	Industrial Engineers	631	41	100	\$36.85	590	73.9	18.5	7.6		No	84.3
22	Accountants and Auditors	669	361	970	\$35.60	308	79.1	17.1	3.7	Municipal Accountant; School Accountant; Accountant (Cpa)	No	84.3
23	Market Research Analysts	557	55	140	\$34.41	502	82.2	13.5	4.4		No	83.7
24	Sales Managers	752	665	280	\$58.05	87	68.7	22.1	9.2		Yes	83.6
25	Environmental Scientists and Specialists, Including Health	241	18	100	\$32.62	223	93.0	6.9	0.0	Environmental Health Specialist	No	83.6

# *Real Time Jobs in Demand*

- Incorporates long-term trends plus all current job openings in New Jersey
- Provides information about competition over the same jobs
- Based on all these factors, each job gets a "demand rank" that shows which ones are most in demand



# *Real Time Jobs in Demand*

## **Reflects Various Educational and Training Levels**

### **College:**

- Associate degree
- Bachelor degree
- Graduate degree
- First professional degree

### **Training:**

- Post-secondary vocational education
- Short-term on-the-job training
- Moderate-term or long-term on-the-job training



# *Real Time Jobs in Demand*

- Data is revised every month
- Use these reports to get the best picture of New Jersey's job market today
- To see the full list of jobs in demand and for more information go to:

<http://lwd.dol.state.nj.us/labor/lpa/content/RealTimeJobsinDemand.html>

